

SOLAR GUARDIAN FLOODLIGHT 3.2W WALL LIGHT WITH PIR

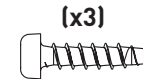
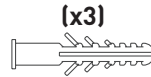


NOTE – To comply with regulations, installation must be carried out by suitably qualified competent person and in accordance with the current IEE Wiring Regulations (BS7671) and Building Regulations. A copy of the instructions must be left for the user/maintenance engineer for future reference.

For non-UK, please refer/consult local requirements
ENSURE ELECTRICAL SUPPLY IS DISCONNECTED/ ISOLATED BEFORE COMMENCING INSTALLATION



ACCESSORIES:



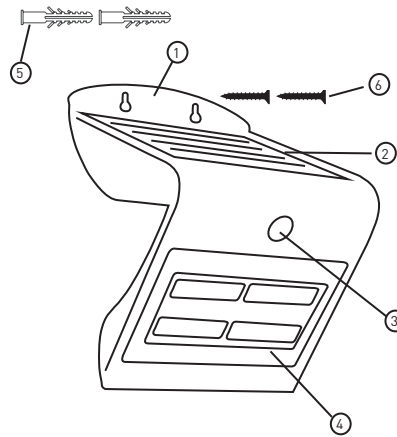
FEATURES & BENEFITS

- Front and rear facing LED technology provides both functional and ambient illumination
- 3 working modes, defined overleaf
- Long lasting battery life – 6 hours charge provides illumination up to 3 nights

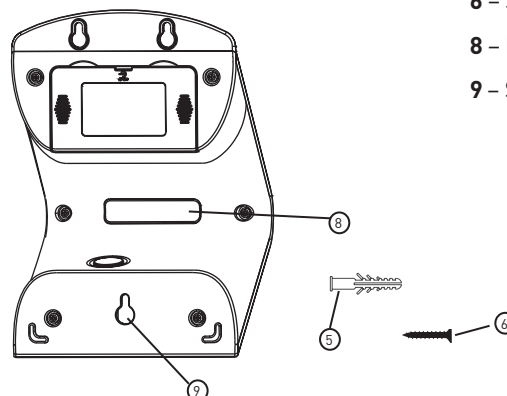
- Perfect for outdoor entrance areas, balconies, paths and decorative garden lighting
- IP44 rated with durable impact resistant housing
- PIR detection range 2-6 metres – 10 seconds light illumination
- No wiring, easy & simple installation

SUGGESTED METHOD OF INSTALLATION

1. Select flat surface which receives direct sunlight
2. Drill 3 holes of 6mm at the requested place, keep 163 mm distance between the 3 holes, 2-4m height from ground
3. Fix 3 rawl plugs into the hole (included)
4. Fix a screw to the lower expansion plug with a little spare space, insert into the screw groove and fix
5. Straighten the whole lamp and fasten the 2 upper screws tightly
6. Switch On - fitting will turn on and LEDs will illuminate for a short period before turning off to normal operation
7. Remove plastic protective cover from solar panel after installed



- 1 – Solar Guardian Housing
- 2 – 2,3 W Mono-Crystalline Silicon Solar Cell
- 3 – PIR Sensor
- 4 – Front LED Light
- 5 – Rawl Plug (included)
- 6 – Screw (included)
- 8 – Rear LED Light
- 9 – Screw Groove



NOTE

1. The lamp will light up when the environmental brightness is less than 30lux
2. The product is equipped with an internal lithium battery, please do not replace it by yourself, and don't put it with household waste or in a fire
3. Full battery capacity and lighting time depends on sunlight duration and weather
4. **If after a period of time the illumination from the LED lights looks dimmed, place Solar Guardian back in direct sunlight for 6 hours and the battery will fully charge returning illumination back to full power**

PRODUCT SPECIFICATIONS

Solar Panel: 2.3W, Monocrystalline Silicon

Lithium Battery: 3.7V/2000mAh

LED Qty: 30pcs SMD2835

Rated Power: 3.2W

Illumination Beam Angle: 120°

PIR Sensor Detection Area: 120°/2-6m

Induction Delay Time: 1 second

Working Time: When battery is fully charged, lamp can work 3 nights continuously

Size: 110 x 212 x 140 mm

WORKING MODES

Select by pressing the power button until desired mode:

MODE A

Automatically turns ON at dusk (<30 lux) and remains 80lm off bright, up to 5 hours after which it turns off.

MODE B

Automatically turns ON to full brightness mode (400lm) when motion is detected within 6 metre range and then returns to standby night glow mode (dimmed front and back light on) after 20 seconds of no motion.

MODE C

Automatically turns ON to full brightness mode (400lm) when motion is detected within 6 metre range and then returns to OFF after 30 seconds of no motion.

United Kingdom Warranty

For other territories and for further information, please see www.luceco.com for details

Products are protected by guarantee for a period of 1 year warranty, from date of purchase against defects in material and workmanship (unless otherwise stated). Should a product fail to perform as described within the warranty period it will be repaired or replaced with the same or equivalent product by Luceco, free of charge provided that you: (1) return the product to us with shipping charge prepaid, (2) provide us with proof of the original date of purchase and (3) quote our return authorization number.

Repaired or replaced products will be returned to you with shipping charges prepaid. Replacement products may be refurbished or contain refurbished materials. In our sole discretion, we are unable to repair or replace a defective product, we will refund the purchase price of the product.

This warranty will not apply if in our judgment, the product fails due to damage in shipment, handling, storage, accident, abuse or misuse, or if it has been used in a manner not conforming to our product instructions, has been modified in any way, or has any serial number removed or defaced. Repair or attempted repair will void this warranty.

Our maximum liability under the terms of this warranty is limited to the purchase price of the product covered by the warranty.

The warranty is given under English Law. If any part of this warranty is deemed unenforceable (including any provision in which we exclude our liability to you) the enforceability of any other parts of the warranty will not be affected. These terms do not reduce your statutory rights.

For Non-UK please contact Local Luceco Office for details. THESE TERMS AND CONDITIONS ARE SUBJECT TO CHANGE WITHOUT PRIOR NOTICE.

Eventually, you may want to replace this fitting;

Environmental Protection W.E.E.E (Wheele Bin Symbol for EU ONLY)

This symbol is known as the "crossed-out" wheelee Bin Symbol". When this symbol is marked on a product or battery, It means that it should not be disposed of with your general household waste. Some chemicals contained within electrical/electronic products or batteries can be harmful to health and the environment. Only dispose of electrical/electronic/ battery items in separate collection schemes, which cater for the recovery and recycling of materials contained within. Your co-operation is vital to ensure the success of these schemes and for the protection of the environment.

Tech Help Line

UK - **0330 0249 279**

Non UK - **+44 (0)1952 238 100**

Supplied by LUCECO

Stafford Park 1

TF3 3BD ENGLAND

Kontakt

UK - **0330 0249 279**

Non UK - **+49 40 89066 878 - 29**

Geliefert von Luceco

GmbH Holstenplatz 20b,

22765 Hamburg DEUTSCHLAND

Support Technique

UK - **0330 0249 279**

Non UK - **+33 (0)1 61 10 10 35**

Notice fournie par

Luceco SAS France & Belux 3

Rue de Courtaulin, Magny Le Hongre 77700

FRANCE & BELUX

Servicio de asistencia telefónica

UK - **0330 0249 279**

Non UK - **+34 93 576 83 21**

Facilitado por BG Electrical Ltd

Liessamins, 6, 08338,

Premia de Dalt Barcelona, Spain

Assistenza tecnica telefonica

UK - **0330 0249 279**

Non UK - **+39 0434 1696795**

Fornito da BG Electrical Ltd Nexus

Italia, Via Amman 10 33170

Pordenone, Italy